

TEN PRODUKT WUNDERLICH MOŻESZ KUPIĆ W SKLEPIE BOXER-PARTS.



BOXER-PARTS JEST AUTORYZOWANYM DYSTRYBUTOREM WUNDERLICH.

PRZEJDŹ DO SKLEPU : www.boxer-parts.eu

Instrukcja Wunderlich na kolejnej stronie

THIS PRODUCT YOU CAN BUY IN BOXER-PARTS ONLINE SHOP.



BOXER-PARTS IS AUTHORIZED DEALER OF WUNDERLICH.


VISIT OUR SHOP : www.boxer-parts.com

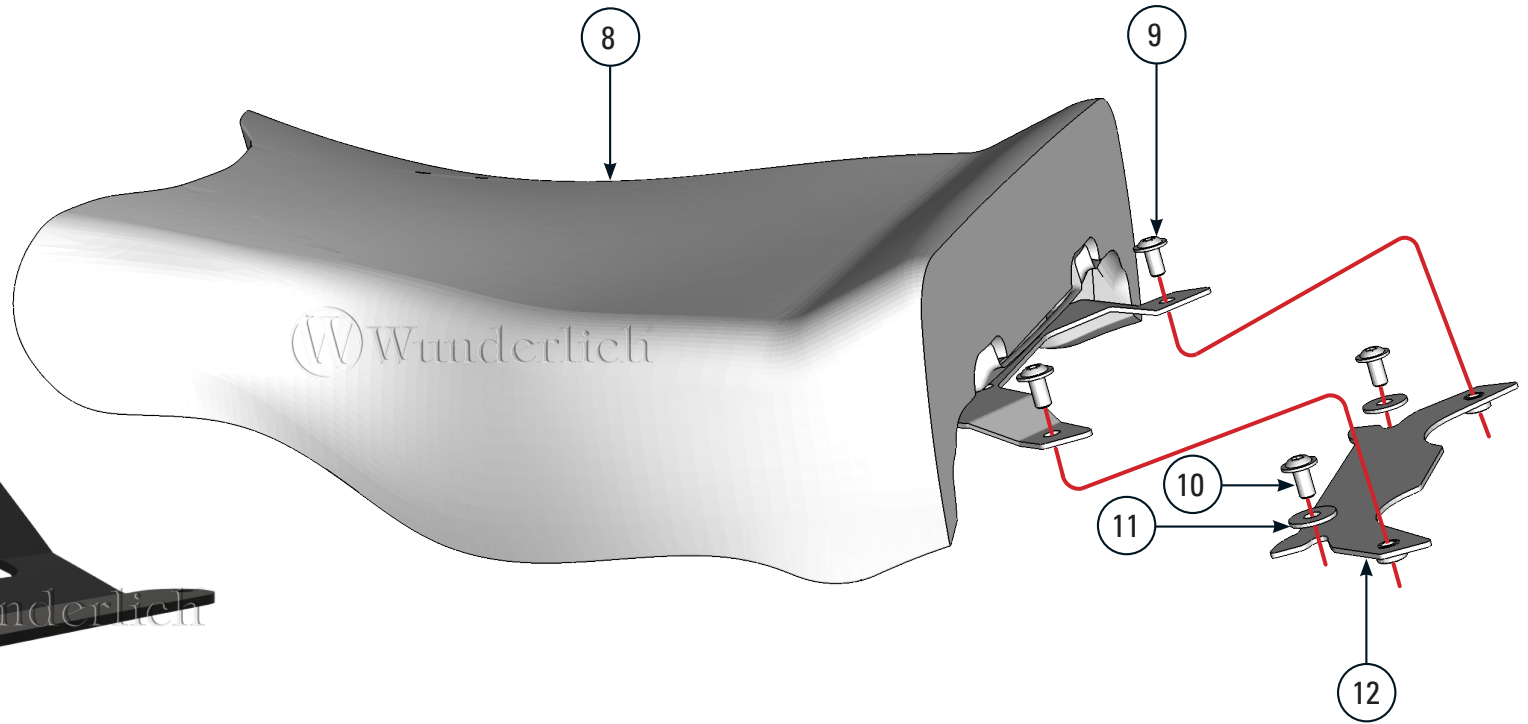
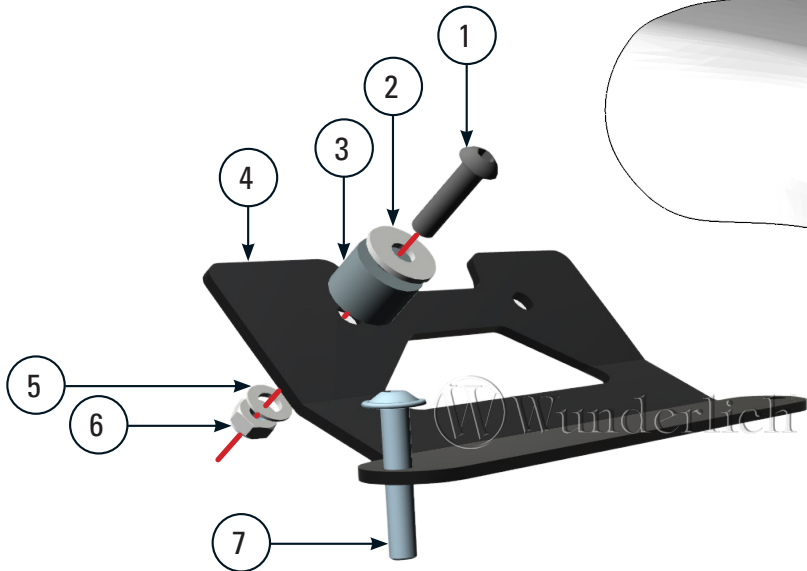
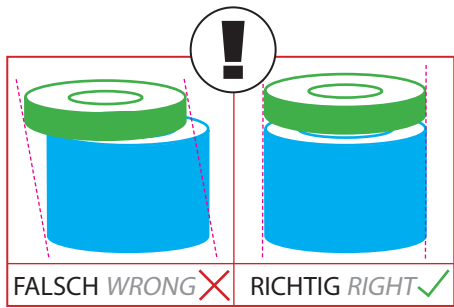
Wunderlich instruction on next page

SITZBANK

Seat | Asiento | Selle | Sella

Art.-Nr: 44118-10x





#	BEZEICHNUNG	MENGE
1	Linsenkopfschraube M6 x 25	2
2	U-Scheibe 9021SA2-6	2
3	Distanzhülse D 18,0-d 8,5-h 13,5mm	2
4	Halblech	1
5	U-Scheibe 125SA2-6	2
6	Sechskantmutter M6	2
7	Linsenflanschschraube M6 x 35 8Nm	2
8	Sitzbank	1
9	Linsenflanschschraube M6 x 12 6Nm	2
10	Linsenflanschschraube M6 x 12 8Nm	2
11	U-Scheibe 9021SA2-6	2
12	Halblech SH	1

LEGENDE / KEY

Anbau Tipp
Fitting tip


Achtung
Attention

Vergrößerung
Magnification


Schraube
Screw

Schraubensicherung
Thread locking fluid


M10x14
15 Nm Drehmoment
Torque



01 Vorab original Sitzbank demontieren. Schrauben 1 und 2 entfernen, Pos. 2 entfällt.
 Disassemble the original seat in advance. Remove screws 1 and 2, Pos. 2 is omitted.




02 M6x35
8Nm




03 MIT HÖCKER WITH SEAT COVER

Paßt auch mit 31742-3xx.
 Also fits with 31742-3xx.



04 7Nm
 Halter so ausrichten, das sich Höcker oder Beifahrersitz spannungsfrei montieren lassen.
 Adjust the bracket until the hump or passenger seat can be mounted free of strain.



Höcker vorne in die Führung einschieben und hinten wieder verschrauben.
Insert the pillion seat cover in the front of the guide and screw the seat back on again.

